

Arundel House of Hope - Winter Relief for the Homeless Report for 2008 – 2009 Sheltering Season

Duration of Season: October 27, 2008 – April 12, 2009

Nights of Operation (Total): 167
 Nights of Operation (1 Site): 56 (33%)
 Nights of Operation (2 Sites): 111 (67%)
 Co-ed Nights: 167 (100%)

Total Guests Sheltered: 180
 Men: 128 (71%)
 Women: 52 (29%)

New and Returning Guests:
 New: 131 (73%)
 Returning: 49 (27%)

Total Bednights: 8,528
 Average guests/night: 52
 Average nights/guest: 34
 Total meals served: 28,142

Intakes per month:
 October: 40 (22%)
 November: 17 (9%)
 December: 39 (22%)
 January: 32 (18%)
 February: 20 (11%)
 March: 23 (13%)
 April: 9 (5%)

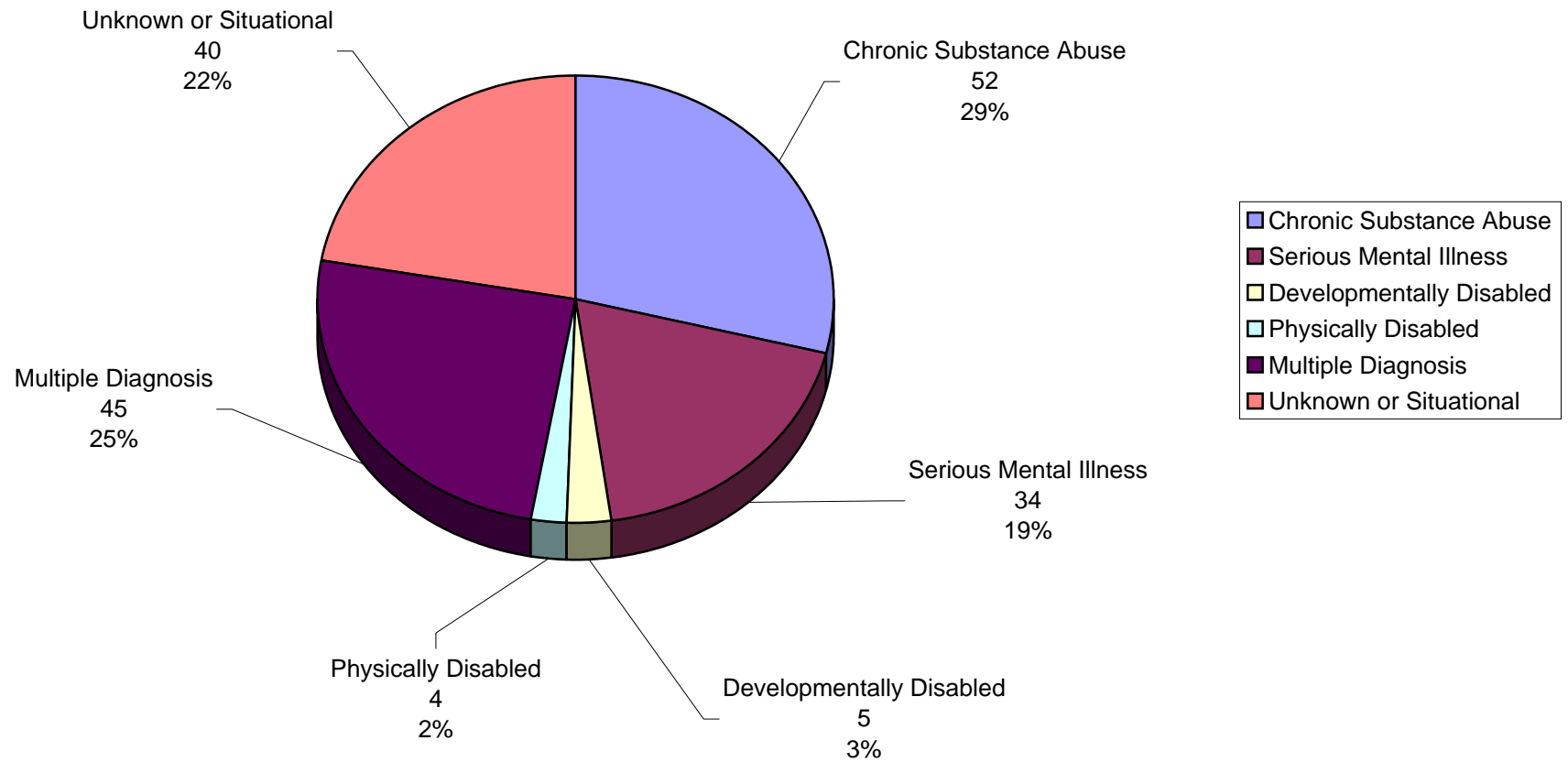
Age/Gender Profile

Age	Male	Percentage	Female	Percentage
18-20	1	1%	2	1%
21-30	15	8%	1	1%
31-40	25	14%	4	2%
41-50	55	31%	21	12%
51-60	37	21%	13	7%
61 and older	4	2%	2	1%

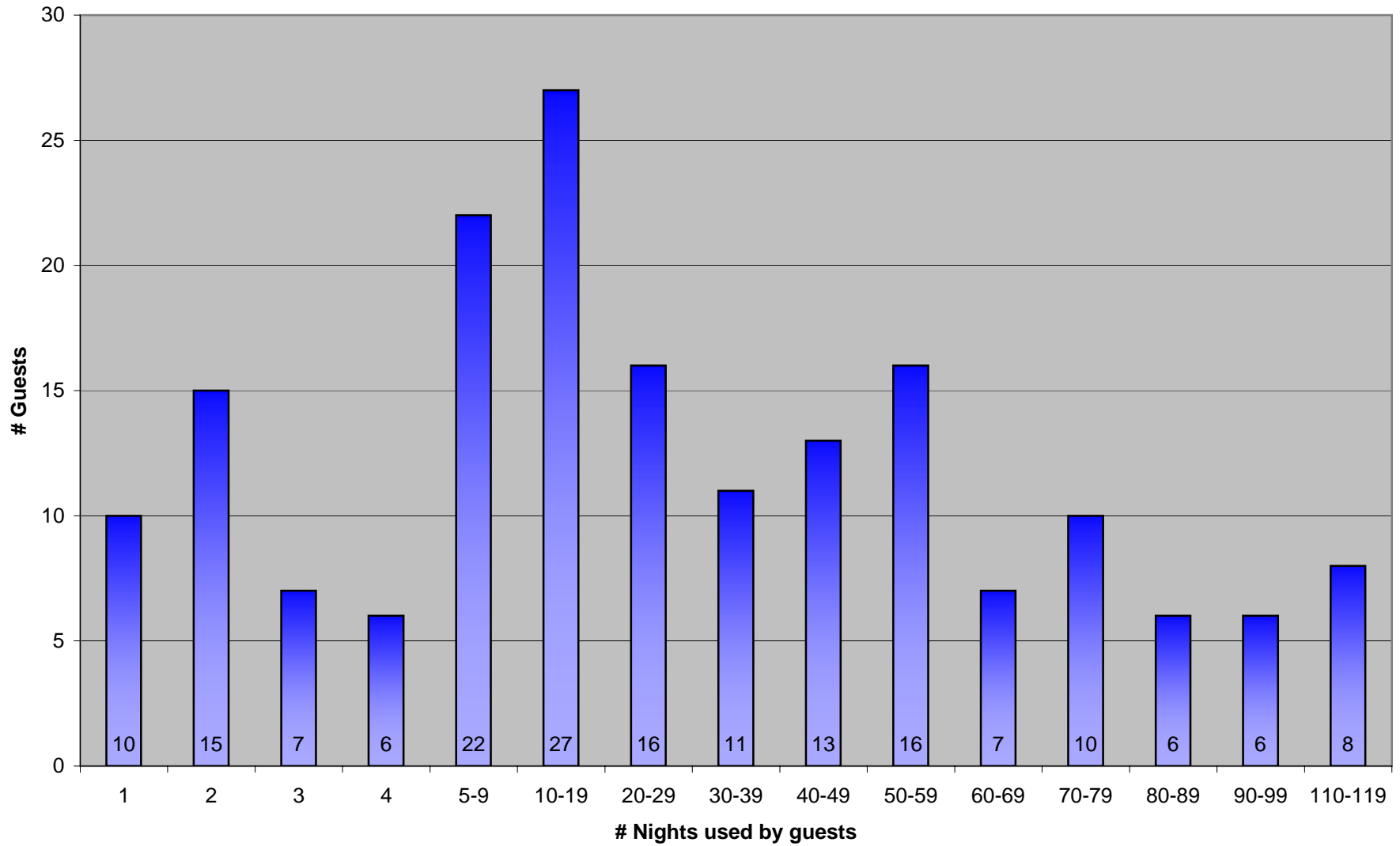
Classification of Problems Leading to Homelessness

Classification	People	Percentage
Chronic Substance Abuse	52	29%
Serious Mental Illness	34	19%
Developmentally Disabled	5	3%
Physically Disabled	4	2%
Multiple Diagnoses	45	25%
Unknown or Situational	40	22%

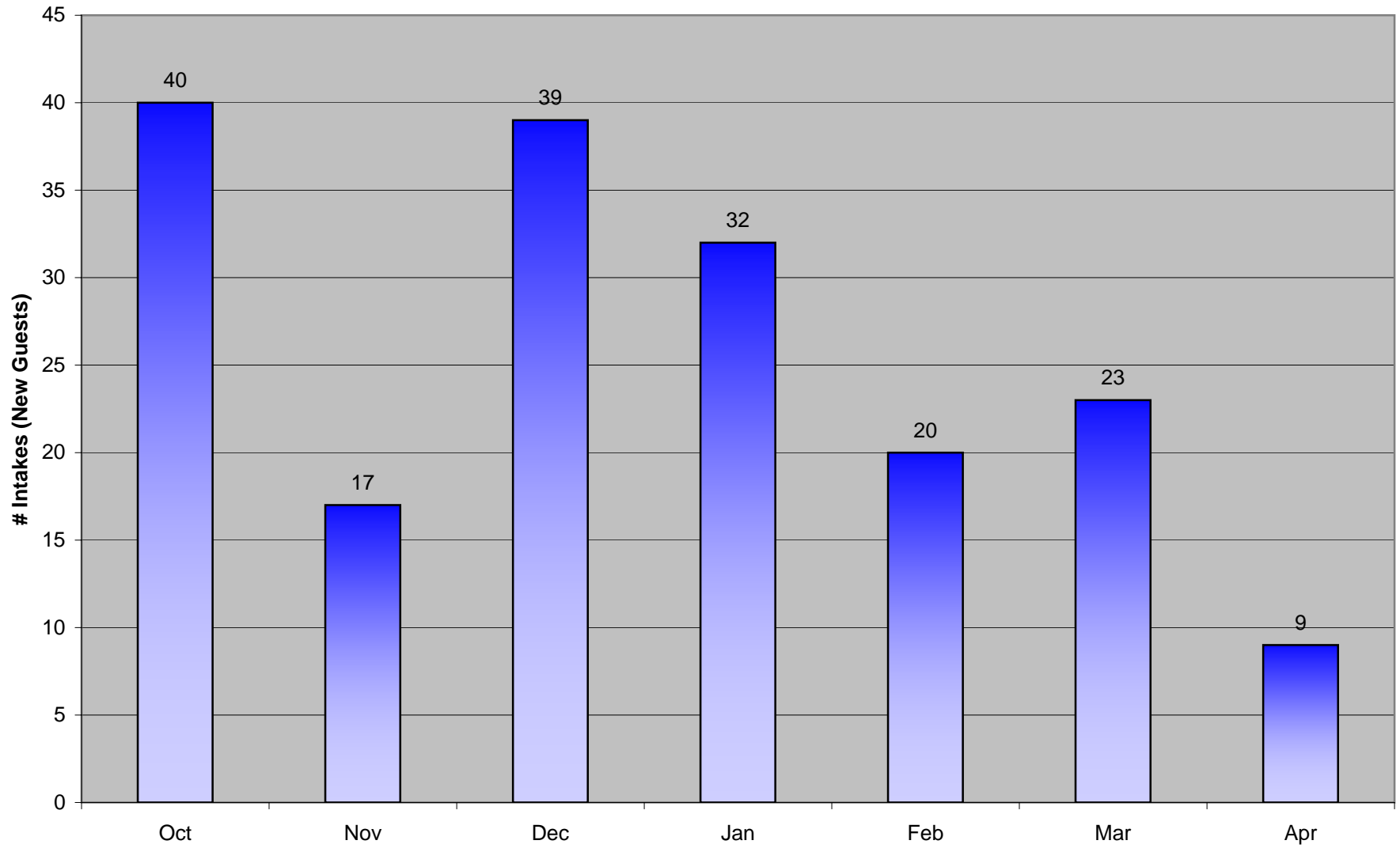
2008-2009 Classification of Problems Leading to Homelessness



2008-2009 Number of Nights Guests Used Shelter



2008-2009 AHOH Intakes per Month



2008-2009 AHOH Age and Genders

