



# WINTER RELIEF REPORT

## 2011 – 2012 SEASON

On October 17, 2011, the Arundel House of Hope Day Center opened its doors to welcome the first guests of the Winter Relief program. Six months have passed since then. Many churches have diligently and warmly welcomed in our guests, serving the meals, showers, and compassion. Many of our guests found stable shelter throughout the Winter Relief season. Many did not find permanent shelter during the season, and may return to us next season. It is not our place to make people change, nor judge. Rather, we encourage, we take all possible measures to help when a guest is ready to change, and above all, we serve. After all, “It is the duty of every Christian to be Christ to his neighbor.” (Martin Luther)

This year, the congregations of 46 of our network of our churches took time from their lives to participate in the mutual ministry of Winter Relief: to show Christ’s love to our guests; and to experience the presence of Christ ministering to the church congregations through our guests.

The following report provides insight into the quantitative measures of this season’s Winter Relief operation. What cannot be quantified is the way lives were touched, and the measure of hope offered to those in need.

### THE CHURCHES OF WINTER RELIEF 2011 – 2012

Abundant Life	Eastport	Jenkins Memorial	Our Shepherd	St. Christophers
Ark & Dove	Faith Baptist	John Wesley UM	Pasadena UM	St. Elizabeth Ann Seton
Arundel Christian	Ferndale UM	Lake Shore Baptist	Peace Lutheran	St. Josephs
Asbury Arnold	First Christian	Linthicum Heights	Riva Trace	St. Martins
Asbury Broadneck	First Presbyterian	Lutheran Our Redeemer	Severn Christian	St. Paul's Lutheran
Asbury Towneck	Glen Burnie UM	Magothy UM	Severn Run	Woods Memorial
Calvary UM	Gloria Dei	Mount Zion	Severna Park UMC	
Chesapeake Christian	Harundale Presbyterian	Nichols Bethel	St. Andrew By the Bay	
Church of The		Our Lady of The		
Crucifixion	Holy Family	Chesapeake	St. Andrews Episcopal	
Community UMC	Holy Trinity	Our Lady of The Fields	St. Bernadatte	

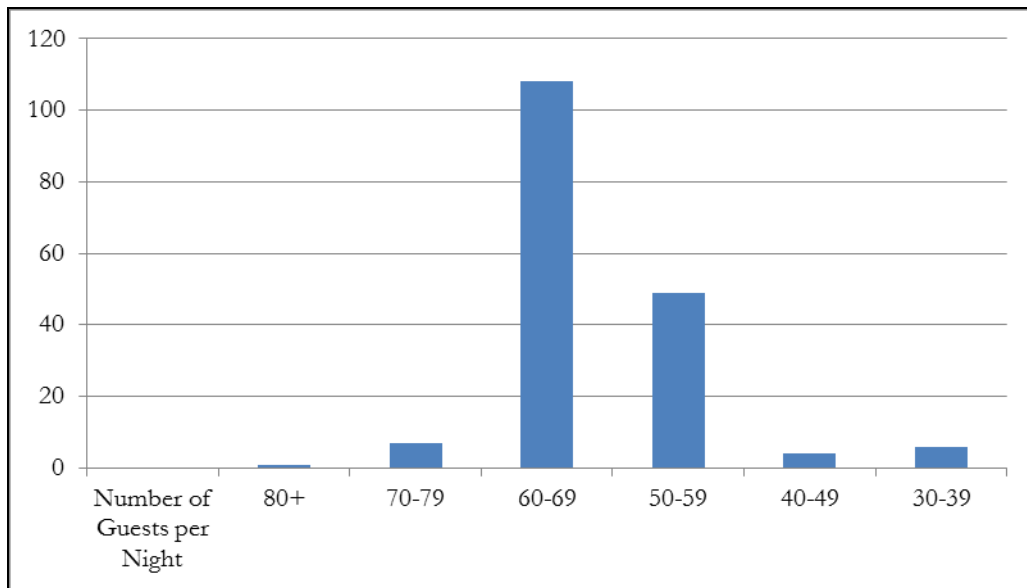
### DURATION OF WINTER RELIEF: NUMBER OF BED NIGHTS

Winter Relief Operational Days	
October	15
November	30
December	31
January	31
February	29
March	31
April	8
<b>Total Days</b>	<b>175</b>

## HOSTING INFORMATION

<b>Total Bed Nights</b>	<b>10,621</b>
Average Guest #	61
Max Guest #	80
Min Guest #	36

<b>Number of Guests per Night</b>	
80+	1
70-79	7
60-69	108
50-59	49
40-49	4
30-39	6
<b>Total Nights</b>	<b>175</b>

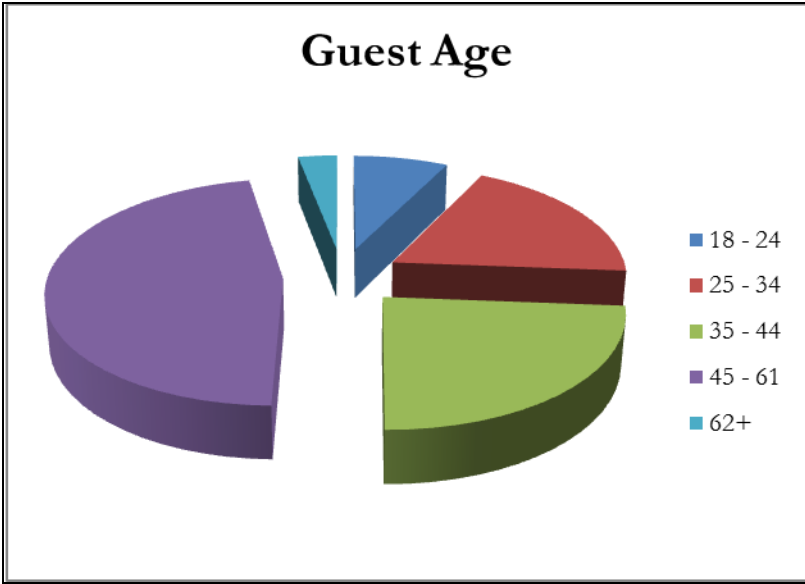


<b>Meals per Bed Night Information</b>	
Days of Operation	175
Staff Meals per Bed Night (Dinner, Breakfast)	2
Staff Needing Meals per Bed Night (Individual Bed Night Estimate)	10
Total Staff Needing Meals per Bed Night (Season Estimate)	1,750
Total Guest Bed Nights Needing Meals (Season-Long)	10,621
Meals Served Sub-Total: Dinner & Breakfast	12,371

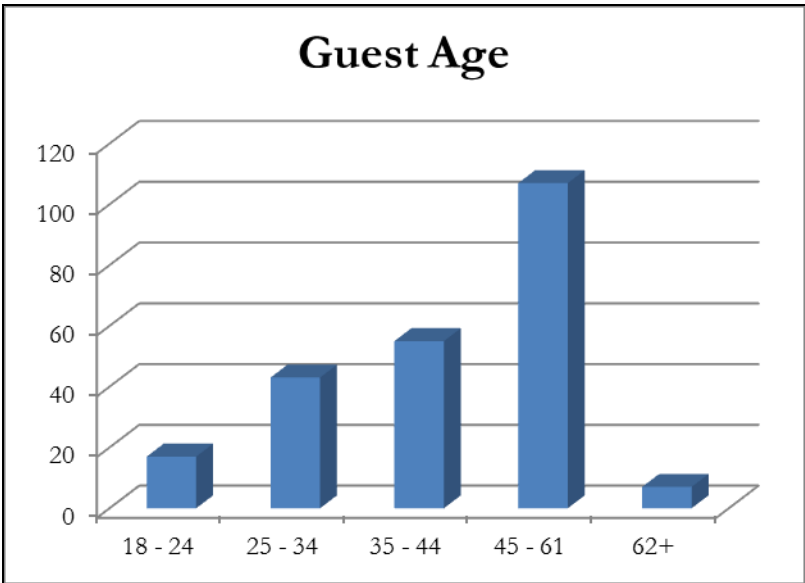
Additional Guest Meal per Bed Night (Bagged Lunch)	1
Guest Bed Nights Needing Meals (Season-Long)	10,621
Meals Served Sub-Total: Bagged Lunches	10,621

<b>Total AHOH Winter Relief Meals Served:</b>	<b>22,992</b>
---	---------------

# WINTER RELIEF GUEST INFORMATION

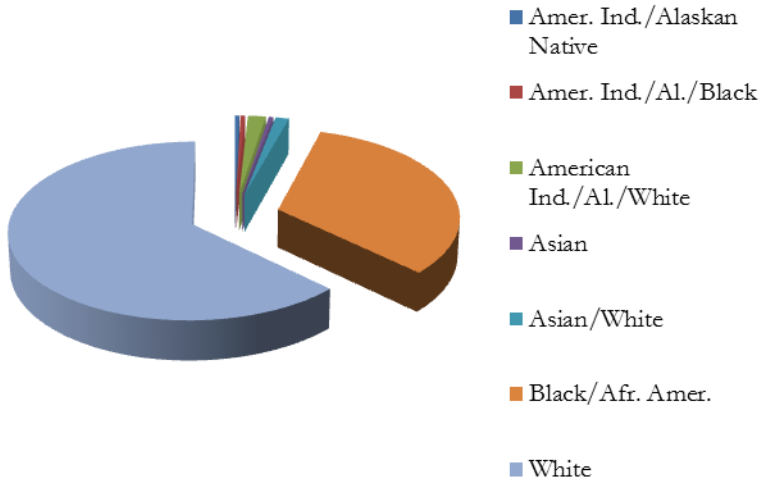


Guest Age	#	Guest Percentage
18 - 24	17	7%
25 - 34	43	19%
35 - 44	55	24%
45 - 61	107	47%
62+	7	3%
<b>Total</b>	<b>229</b>	<b>100%</b>



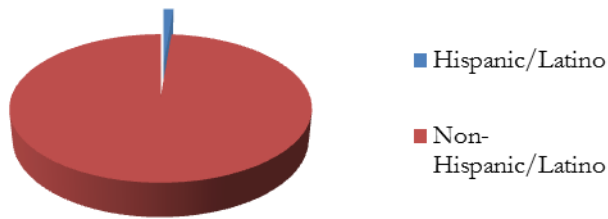
# WINTER RELIEF GUEST INFORMATION

## Guest Race



Race	#	%
Amer. Ind./Alaskan Native	1	0%
Amer. Ind./Al./Black	1	0%
American Ind./Al./White	4	2%
Asian	1	0%
Asian/White	3	1%
Black/Afr. Amer.	75	33%
White	144	63%
<b>Total</b>	<b>229</b>	<b>100%</b>

## Ethnicity



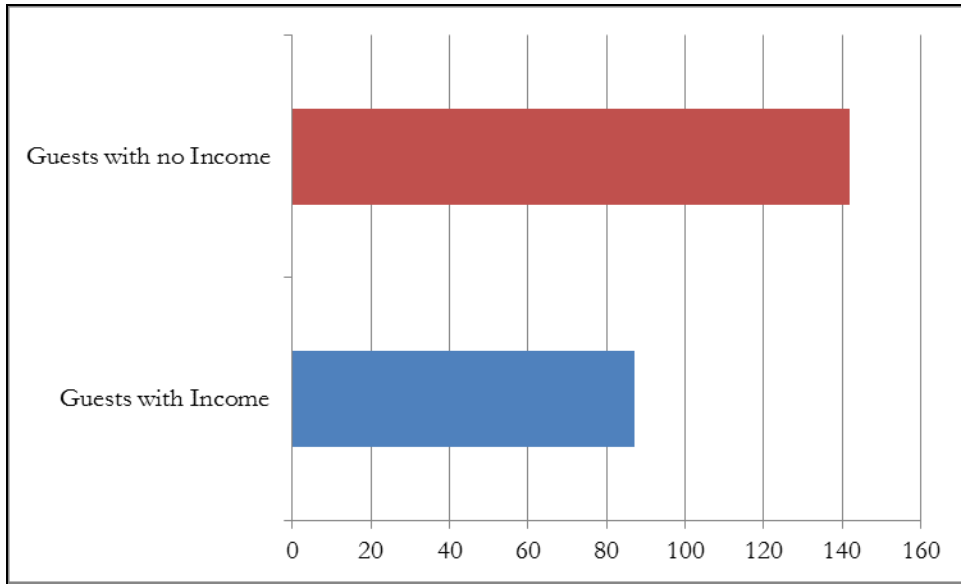
Ethnicity	#	%
Hispanic/Latino	3	1%
Non-Hispanic/Latino	226	99%

Gender	#	%
Female	55	24%
Male	174	76%

US Military Veteran	#	%
Yes	40	17%
No	189	83%

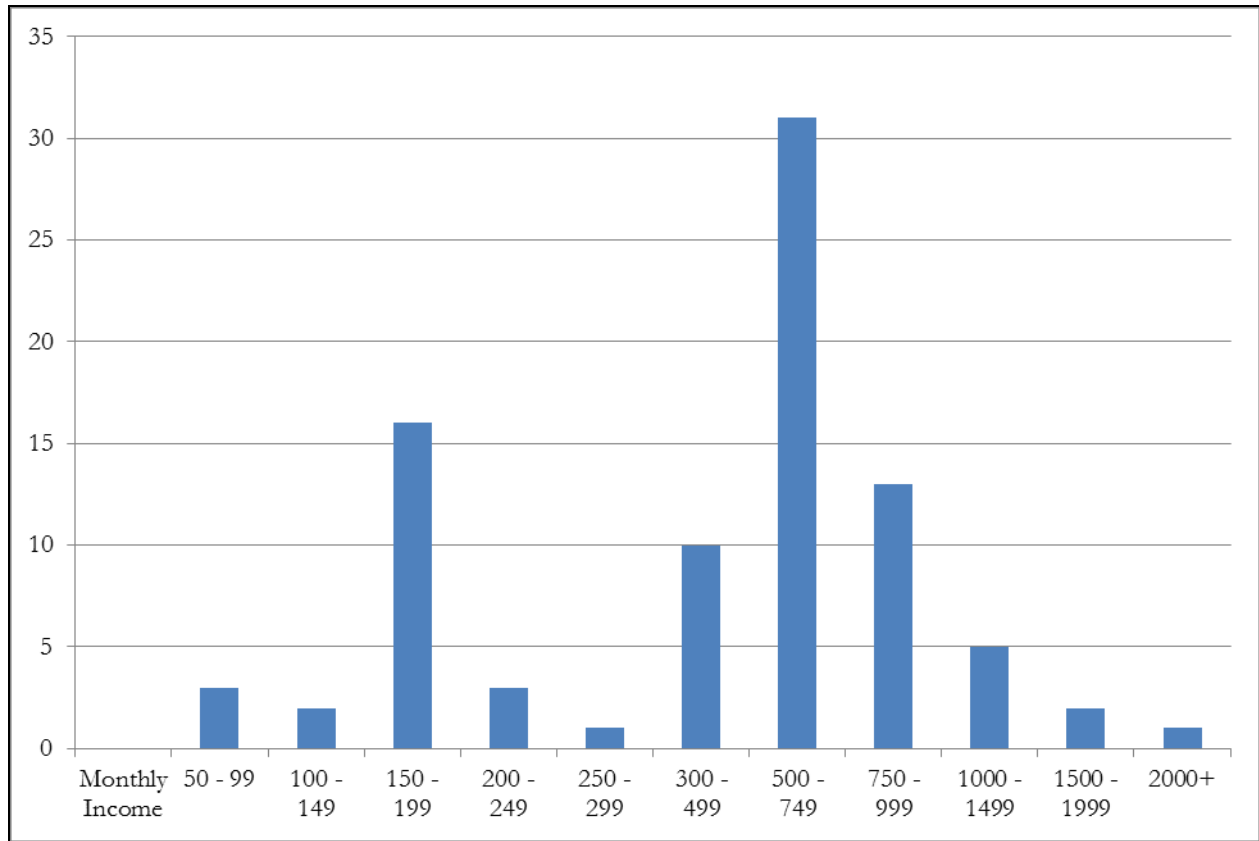
---

## WINTER RELIEF GUEST FINANCIAL STATUS



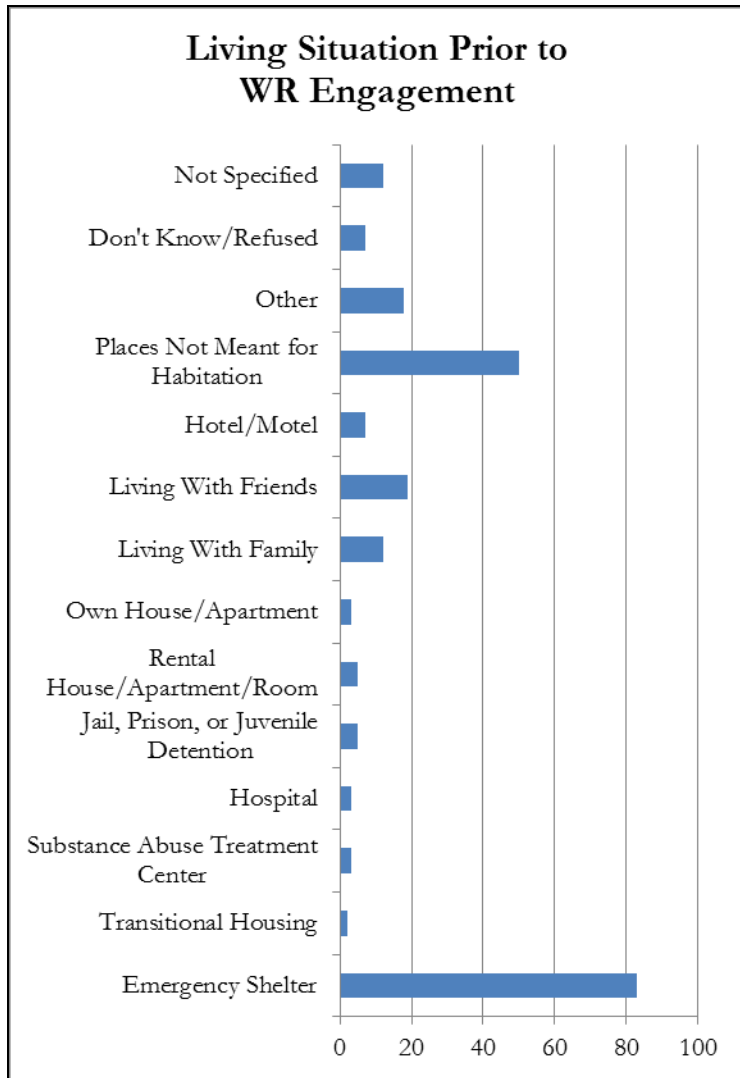
<b>Guests with Income</b>	87
<b>Guests with no Income</b>	142

## WINTER RELIEF GUEST FINANCIAL STATUS



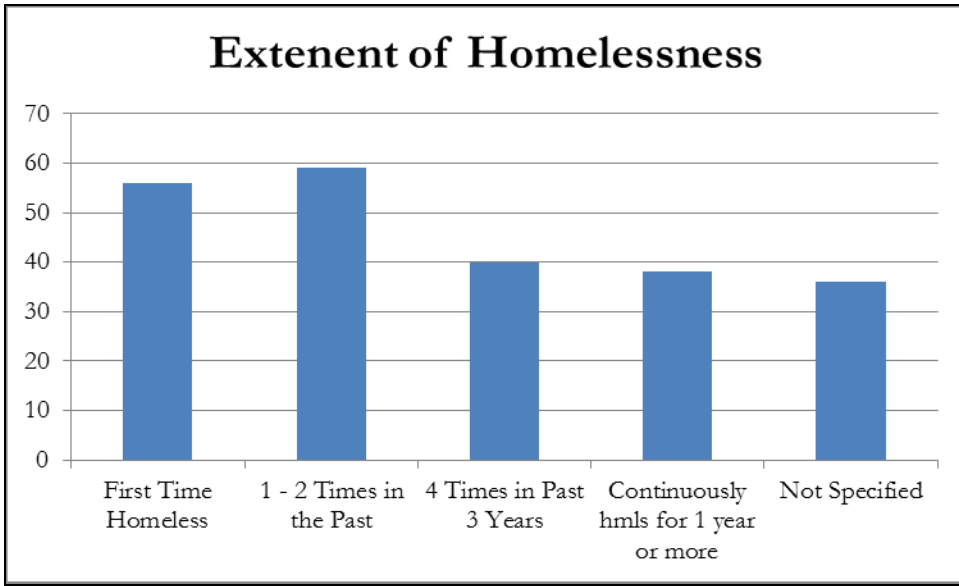
Monthly Income	#	%
50 - 99	3	1%
100 - 149	2	1%
150 - 199	16	7%
200 - 249	3	1%
250 - 299	1	0%
300 - 499	10	4%
500 - 749	31	14%
750 - 999	13	6%
1000 - 1499	5	2%
1500 - 1999	2	1%
2000+	1	0%

## PRIOR LIVING SITUATION OF WINTER RELIEF GUESTS

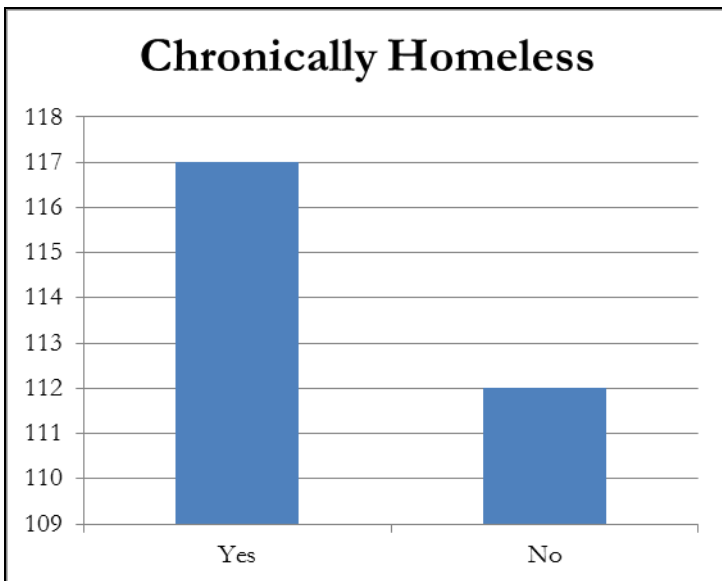


Prior Living Situation	#	%
Emergency Shelter	83	36%
Transitional Housing	2	1%
Substance Abuse Treatment Center	3	1%
Hospital	3	1%
Jail, Prison, or Juvenile Detention	5	2%
Rental House/Apartment/Room	5	2%
Own House/Apartment	3	1%
Living With Family	12	5%
Living With Friends	19	8%
Hotel/Motel	7	3%
Places Not Meant for Habitation	50	22%
Other	18	8%
Don't Know/Refused	7	3%
Not Specified	12	5%
<b>Total</b>	<b>229</b>	<b>100%</b>

## ANALYSIS OF WINTER RELIEF GUEST'S HOMELESS STATUS



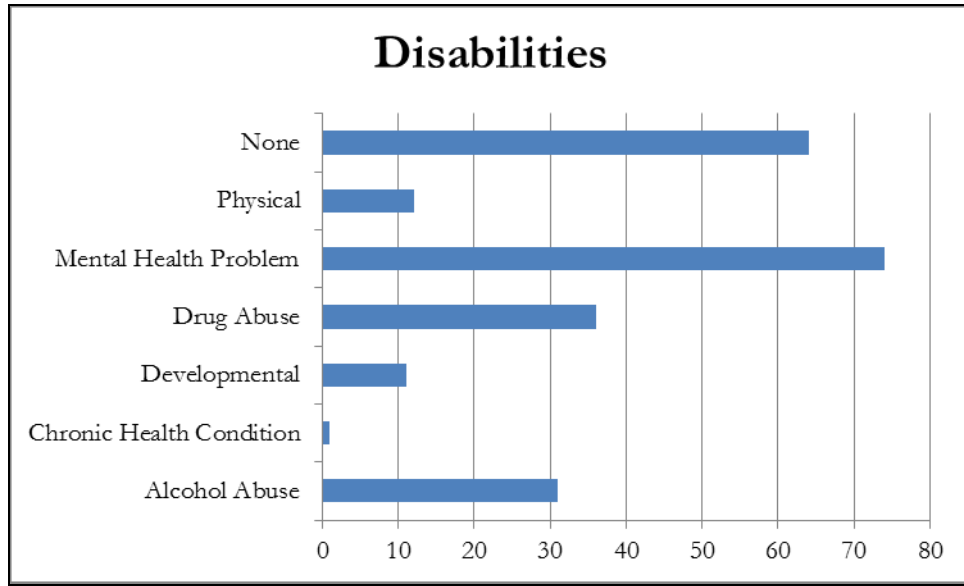
Extent of Homelessness	#	%
First Time Homeless	56	24%
1 - 2 Times in the Past	59	26%
4 Times in Past 3 Years	40	17%
Continuously hmls for 1 year or more	38	14%
Not Specified	36	16%



Chronically Homeless	#	%
Yes	117	48%
No	112	49%



# WINTER RELIEF GUEST DISABILITIES



Disabilities	#	%
Alcohol Abuse	31	14%
Chronic Health Condition	1	0%
Developmental	11	5%
Drug Abuse	36	16%
Mental Health Problem	74	32%
Physical	12	5%
None	64	28%
<b>Total</b>	<b>229</b>	<b>100%</b>

